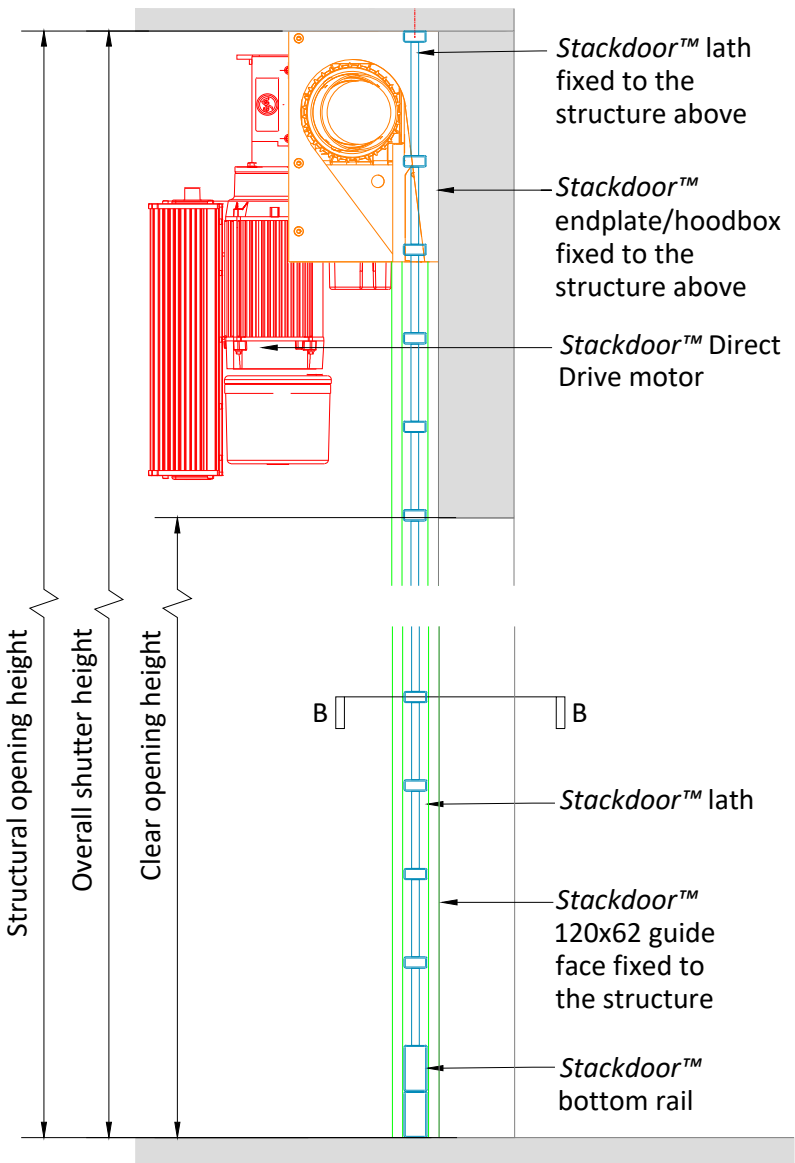
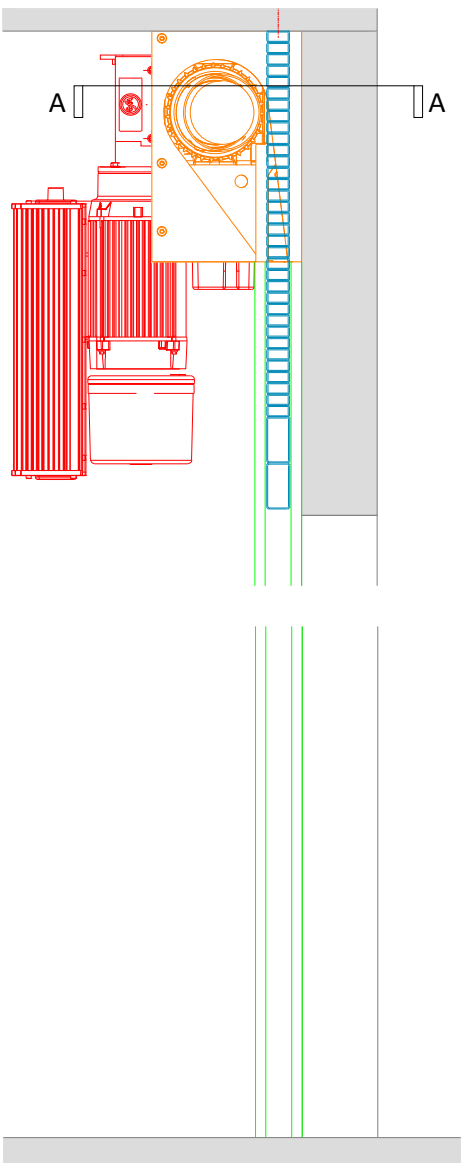


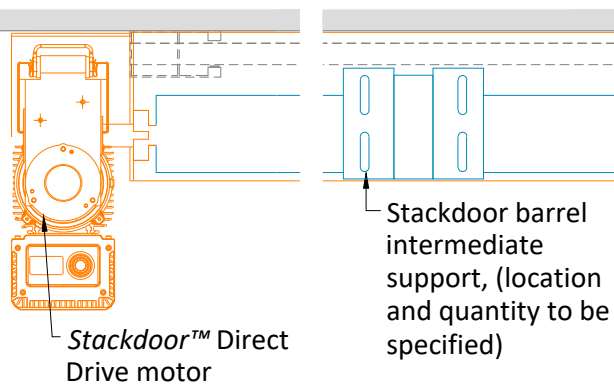
Section (when fully closed)
(scale 1:10)



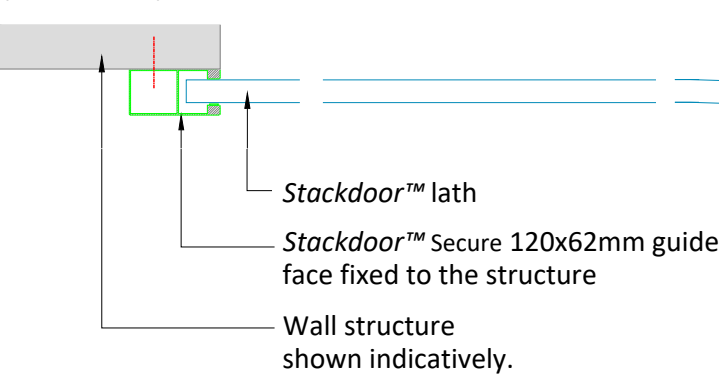
Section (when fully opened)
(scale 1:10)



Plan Through: A-A
(scale 1:10)

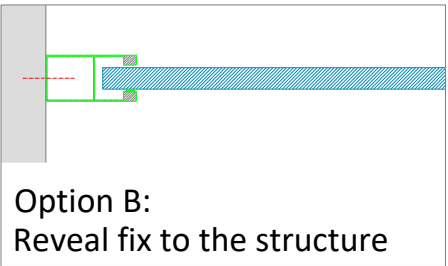
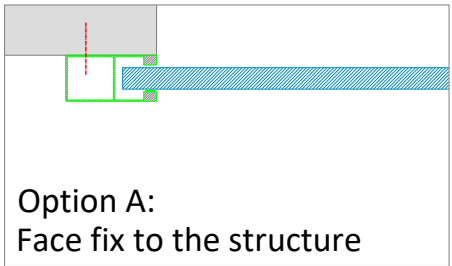


Plan Through: B-B
(scale 1:10)



Suitable support above Stackdoor to provide curtain, endplates and barrel fixing ground

Guide fixing arrangements
(scale 1:10)



NOTES: 1.This drawing is copyright of Charter Global Ltd and must not be reproduced whole or in part without prior written consent.

REVISIONS:
A - Initial Issue - 18/06/2025 - MS

DRAWN BY:

MS

CHECKED BY:

BM

APPROVED BY:

RM

PROJECT:

Stackdoor Standard Drawing Library

DRAWING TITLE:

Working drawing - Stackdoor™ Curved Details - Direct Drive Motor

SCALE:

1:10 @ A3

PROJECT NO:

CSDL

DRAWING NO:

CL821 A


STACKDOOR®

Charter Global Ltd - 1 Darwin Close, Reading, Berks, RG2 0TB
T: 0845 050 8705 W: www.charter-global.com E: stackdoor@charter-global.com